

REPUBLICAN SPECIAL PRIMARY - CONGRESSIONAL DISTRICT 7 ELECTION RESULTS

Board of Canvassers of Elections

for

Baltimore County, Maryland

Special Primary - Congressional District 7 Election held on February 4, 2020

WE HEREBY CERTIFY, That the Board of Elections for Baltimore County, Maryland, having assembled and organized as required by law, did qualify as a Board of Canvassers for the county before the Clerk of the Circuit Court for the county by taking the oath prescribed by law and did elect by majority vote one member to be Chairman and one member to be Secretary of the Board of Canvassers of Elections.

The Board of Canvassers of Elections upon being duly organized, canvassed the election results from the Special Primary - Congressional District 7 held on Tuesday, February 4, 2020, in the county. The Board of Canvassers reports that the results are accurate and that the vote has been verified. We the Chairman and Secretary of the Board do hereby certify that the whole number of votes cast in the county were as follows for all contests indicated below.

Representative in Congress
07

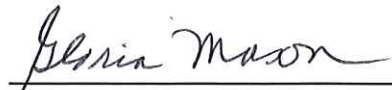
Witness Our Hands this 18th day of February, 2020



Signature of CHAIRMAN

Bruce Robinson

Printed Name of CHAIRMAN



Signature of SECRETARY

Gloria Mason

Printed Name of SECRETARY

Baltimore County

2020 Special Primary - Congressional District 7 Election

Contest Title: **Representative in Congress**

Congressional District : 07

Vote for 1

Name of Candidate	Party Affiliation	Votes
Christopher M. Anderson	Republican	369
James C. Arnold	Republican	510
Ray Bly	Republican	104
Brian L. Brown	Republican	67
Reba A. Hawkins	Republican	359
Kimberly Klacik	Republican	2,090
Liz Matory	Republican	1,135
William Newton	Republican	205

DEMOCRATIC SPECIAL PRIMARY - CONGRESSIONAL DISTRICT 7 ELECTION RESULTS

Board of Canvassers of Elections

for

Baltimore County, Maryland

Special Primary - Congressional District 7 Election held on February 4, 2020

WE HEREBY CERTIFY, That the Board of Elections for Baltimore County, Maryland, having assembled and organized as required by law, did qualify as a Board of Canvassers for the county before the Clerk of the Circuit Court for the county by taking the oath prescribed by law and did elect by majority vote one member to be Chairman and one member to be Secretary of the Board of Canvassers of Elections.

The Board of Canvassers of Elections upon being duly organized, canvassed the election results from the Special Primary - Congressional District 7 held on Tuesday, February 4, 2020, in the county. The Board of Canvassers reports that the results are accurate and that the vote has been verified. We the Chairman and Secretary of the Board do hereby certify that the whole number of votes cast in the county were as follows for all contests indicated below.

Representative in Congress
07


Witness Our Hands this 18th day of February, 2020



Signature of CHAIRMAN

Bruce Robinson

Printed Name of CHAIRMAN



Signature of SECRETARY

Gloria Mason

Printed Name of SECRETARY

Contest Title: **Representative in Congress**

Congressional District : 07

Vote for 1

Name of Candidate	Party Affiliation	Votes
T. Dan Baker	Democratic	135
Talmadge Branch	Democratic	140
Alicia D. Brown	Democratic	37
Anthony Carter, Sr.	Democratic	36
Jill P. Carter	Democratic	2,639
Matko Lee Chullin, III	Democratic	21
Jay Fred Cohen	Democratic	68
Nathaniel M. Costley, Sr.	Democratic	12
Maya Rockey Moore Cummings	Democratic	3,628
Jermyn Davidson	Democratic	7
Darryl Gonzalez	Democratic	89
Mark Steven Gosnell	Democratic	206
Leslie E. Grant	Democratic	65
Dan Hiegel	Democratic	11
F. Michael Higginbotham	Democratic	1,049
Terri Hill	Democratic	1,282
Jay Jalisi	Democratic	577
Paul V. Konka	Democratic	138
Kweisi Mfume	Democratic	8,949
Adrian Petrus	Democratic	15
Saafir A. Rabb	Democratic	500
Charles U. Smith	Democratic	29
Harry Spikes	Democratic	836
Charles Stokes	Democratic	62

REPUBLICAN SPECIAL PRIMARY - CONGRESSIONAL DISTRICT 7 ELECTION RESULTS

Board of Canvassers of Elections

for

Baltimore City, Maryland

Special Primary - Congressional District 7 Election held on February 4, 2020

WE HEREBY CERTIFY, That the Board of Elections for Baltimore City, Maryland, having assembled and organized as required by law, did qualify as a Board of Canvassers for the city before the Clerk of the Circuit Court for the city by taking the oath prescribed by law and did elect by majority vote one member to be Chairman and one member to be Secretary of the Board of Canvassers of Elections.

The Board of Canvassers of Elections upon being duly organized, canvassed the election results from the Special Primary - Congressional District 7 held on Tuesday, February 4, 2020, in the city. The Board of Canvassers reports that the results are accurate and that the vote has been verified. We the Chairman and Secretary of the Board do hereby certify that the whole number of votes cast in the city were as follows for all contests indicated below.

Representative in Congress


07

RECEIVED

FEB 18 2020

STATE BOARD OF ELECTIONS

Witness Our Hands this 14th day of February, 2020



Signature of CHAIRMAN

Tamara Purnell

Printed Name of CHAIRMAN



Signature of SECRETARY

Arlene Fisher

Printed Name of SECRETARY

Baltimore City

2020 Special Primary - Congressional District 7 Election

Contest Title: **Representative in Congress**

Congressional District : 07

Vote for 1

Name of Candidate	Party Affiliation	Votes
Christopher M. Anderson	Republican	91
James C. Arnold	Republican	57
Ray Bly	Republican	26
Brian L. Brown	Republican	34
Reba A. Hawkins	Republican	97
Kimberly Klacik	Republican	225
Liz Matory	Republican	155
William Newton	Republican	39

DEMOCRATIC SPECIAL PRIMARY - CONGRESSIONAL DISTRICT 7 ELECTION RESULTS

Board of Canvassers of Elections

for

Baltimore City, Maryland

Special Primary - Congressional District 7 Election held on February 4, 2020

WE HEREBY CERTIFY, That the Board of Elections for Baltimore City, Maryland, having assembled and organized as required by law, did qualify as a Board of Canvassers for the city before the Clerk of the Circuit Court for the city by taking the oath prescribed by law and did elect by majority vote one member to be Chairman and one member to be Secretary of the Board of Canvassers of Elections.

The Board of Canvassers of Elections upon being duly organized, canvassed the election results from the Special Primary - Congressional District 7 held on Tuesday, February 4, 2020, in the city. The Board of Canvassers reports that the results are accurate and that the vote has been verified. We the Chairman and Secretary of the Board do hereby certify that the whole number of votes cast in the city were as follows for all contests indicated below.

Representative in Congress


07

RECEIVED

FEB 18 2020

STATE BOARD OF ELECTIONS

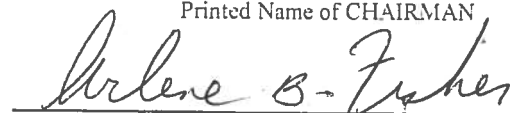
Witness Our Hands this 14th day of February, 2020



Signature of CHAIRMAN

Tamara Purnell

Printed Name of CHAIRMAN



Signature of SECRETARY

Arlene Fisher

Printed Name of SECRETARY

Contest Title: **Representative in Congress**

Congressional District : 07

Vote for 1

Name of Candidate	Party Affiliation	Votes
T. Dan Baker	Democratic	71
Talmadge Branch	Democratic	511
Alicia D. Brown	Democratic	96
Anthony Carter, Sr.	Democratic	80
Jill P. Carter	Democratic	6,676
Matko Lee Chullin, III	Democratic	33
Jay Fred Cohen	Democratic	29
Nathaniel M. Costley, Sr.	Democratic	32
Maya Rokeymoore Cummings	Democratic	5,542
Jermyn Davidson	Democratic	19
Darryl Gonzalez	Democratic	39
Mark Steven Gosnell	Democratic	49
Leslie E. Grant	Democratic	44
Dan Hiegel	Democratic	10
F. Michael Higginbotham	Democratic	1,197
Terri Hill	Democratic	441
Jay Jalisi	Democratic	214
Paul V. Konka	Democratic	49
Kweisi Mfume	Democratic	19,130
Adrian Petrus	Democratic	26
Saafir A. Rabb	Democratic	454
Charles U. Smith	Democratic	33
Harry Spikes	Democratic	1,069
Charles Stokes	Democratic	189

REPUBLICAN SPECIAL PRIMARY - CONGRESSIONAL DISTRICT 7 ELECTION RESULTS

Board of Canvassers of Elections

for

Howard County, Maryland

Special Primary - Congressional District 7 Election held on February 4, 2020

WE HEREBY CERTIFY, That the Board of Elections for Howard County, Maryland, having assembled and organized as required by law, did qualify as a Board of Canvassers for the county before the Clerk of the Circuit Court for the county by taking the oath prescribed by law and did elect by majority vote one member to be Chairman and one member to be Secretary of the Board of Canvassers of Elections.

The Board of Canvassers of Elections upon being duly organized, canvassed the election results from the Special Primary - Congressional District 7 held on Tuesday, February 4, 2020, in the county. The Board of Canvassers reports that the results are accurate and that the vote has been verified. We the Chairman and Secretary of the Board do hereby certify that the whole number of votes cast in the county were as follows for all contests indicated below.

Representative in Congress

07

And we do accordingly declare that the candidate(s) shown below received the highest number of votes for his or her respective office and are hereby nominated:

Witness Our Hands this 14th day of February, 2020



Signature of CHAIRMAN

Donna K. Thewes

Printed Name of CHAIRMAN



Signature of SECRETARY

Ray Rankin

Printed Name of SECRETARY

Howard County

2020 Special Primary - Congressional District 7 Election

Contest Title: **Representative in Congress**

Congressional District : 07

Vote for 1

Name of Candidate	Party Affiliation	Votes
Christopher M. Anderson	Republican	392
James C. Arnold	Republican	834
Ray Bly	Republican	106
Brian L. Brown	Republican	84
Reba A. Hawkins	Republican	457
Kimberly Klacik	Republican	2,210
Liz Matory	Republican	1,450
William Newton	Republican	170

DEMOCRATIC SPECIAL PRIMARY - CONGRESSIONAL DISTRICT 7 ELECTION RESULTS

Board of Canvassers of Elections

for

Howard County, Maryland

Special Primary - Congressional District 7 Election held on February 4, 2020

WE HEREBY CERTIFY, That the Board of Elections for Howard County, Maryland, having assembled and organized as required by law, did qualify as a Board of Canvassers for the county before the Clerk of the Circuit Court for the county by taking the oath prescribed by law and did elect by majority vote one member to be Chairman and one member to be Secretary of the Board of Canvassers of Elections.

The Board of Canvassers of Elections upon being duly organized, canvassed the election results from the Special Primary - Congressional District 7 held on Tuesday, February 4, 2020, in the county. The Board of Canvassers reports that the results are accurate and that the vote has been verified. We the Chairman and Secretary of the Board do hereby certify that the whole number of votes cast in the county were as follows for all contests indicated below.

Representative in Congress

07

And we do accordingly declare that the candidate(s) shown below received the highest number of votes for his or her respective office and are hereby nominated:

Witness Our Hands this 14th day of February, 2020



Signature of CHAIRMAN

Donna K. Thewes

Printed Name of CHAIRMAN



Signature of SECRETARY

Ray Rankin

Printed Name of SECRETARY

Contest Title: **Representative in Congress**

Congressional District : 07

Vote for 1

Name of Candidate	Party Affiliation	Votes
T. Dan Baker	Democratic	171
Talmadge Branch	Democratic	159
Alicia D. Brown	Democratic	47
Anthony Carter, Sr.	Democratic	39
Jill P. Carter	Democratic	2,393
Matko Lee Chullin, III	Democratic	25
Jay Fred Cohen	Democratic	53
Nathaniel M. Costley, Sr.	Democratic	5
Maya Rockeymoore Cummings	Democratic	3,354
Jermyn Davidson	Democratic	5
Darryl Gonzalez	Democratic	117
Mark Steven Gosnell	Democratic	324
Leslie E. Grant	Democratic	67
Dan Hiegel	Democratic	10
F. Michael Higginbotham	Democratic	999
Terri Hill	Democratic	3,716
Jay Jalisi	Democratic	466
Paul V. Konka	Democratic	64
Kweisi Mfume	Democratic	3,336
Adrian Petrus	Democratic	19
Saafir A. Rabb	Democratic	373
Charles U. Smith	Democratic	13
Harry Spikes	Democratic	667
Charles Stokes	Democratic	46

STATE BOARD OF ELECTIONS

P.O. BOX 6486, ANNAPOLIS, MD 21401-0486 PHONE (410) 269-2840

Michael R. Cogan, Chairman
Patrick J. Hogan, Vice Chairman
Malcolm L. Funn
Kelley Howells
William G. Voelp



Linda H. Lamone
Administrator

Nikki Charlson
Deputy Administrator

February 21, 2020

WE HEREBY CERTIFY, That the Maryland State Board of Elections, having assembled and organized, certify the results of the Special Primary Election held on February 4, 2020, for the U. S. House of Representatives in the 7th Congressional District.

Michael R. Cogan, Chairman

Date

Patrick J. Hogan, Vice Chairman

Date

Malcolm L. Funn, Member

Date

Kelley Howells, Member

Date

William G. Voelp, Member

Date

Attest: _____

Linda H. Lamone, Administrator

Maryland Official Results by Category
Special Primary - Congressional District 7

	Early	Polls	1st AB	Prov	2nd AB	Total	Percent
Representative in Congress							
Congressional District 07							
Christopher M. Anderson							
- Republican							
Baltimore City	0	76	7	7	1	91	0.8%
Baltimore County	0	342	17	4	6	369	3.3%
Howard County	0	371	11	1	9	392	3.5%
Totals :	0	789	35	12	16	852	7.6%
James C. Arnold							
- Republican							
Baltimore City	0	51	2	4	0	57	0.5%
Baltimore County	0	479	16	12	3	510	4.5%
Howard County	0	818	9	5	2	834	7.4%
Totals :	0	1,348	27	21	5	1,401	12.4%
Ray Bly							
- Republican							
Baltimore City	0	21	2	2	1	26	0.2%
Baltimore County	0	99	5	0	0	104	0.9%
Howard County	0	103	1	0	2	106	0.9%
Totals :	0	223	8	2	3	236	2.1%
Brian L. Brown							
- Republican							
Baltimore City	0	30	3	1	0	34	0.3%
Baltimore County	0	61	3	2	1	67	0.6%
Howard County	0	83	0	0	1	84	0.7%
Totals :	0	174	6	3	2	185	1.6%
Reba A. Hawkins							
- Republican							
Baltimore City	0	84	4	8	1	97	0.9%
Baltimore County	0	344	7	7	1	359	3.2%
Howard County	0	442	2	4	9	457	4.1%
Totals :	0	870	13	19	11	913	8.1%
✓ Kimberly Klacik							
- Republican							
Baltimore City	0	209	5	8	3	225	2.0%
Baltimore County	0	2,033	34	10	13	2,090	18.6%
Howard County	0	2,183	12	6	9	2,210	19.6%
Totals :	0	4,425	51	24	25	4,525	40.2%
Liz Matory							
- Republican							
Baltimore City	0	146	3	6	0	155	1.4%
Baltimore County	0	1,101	18	11	5	1,135	10.1%

Maryland Official Results by Category
Special Primary - Congressional District 7

	Early	Polls	1st AB	Prov	2nd AB	Total	Percent
Howard County	0	1,423	12	4	11	1,450	12.9%
Totals :	0	2,670	33	21	16	2,740	24.3%

William Newton

- Republican

Baltimore City	0	29	4	6	0	39	0.3%
Baltimore County	0	189	13	2	1	205	1.8%
Howard County	0	163	2	2	3	170	1.5%
Totals :	0	381	19	10	4	414	3.7%

Representative in Congress
Congressional District 07

T. Dan Baker

- Democratic

Baltimore City	0	70	1	0	0	71	0.1%
Baltimore County	0	129	5	0	1	135	0.2%
Howard County	0	156	9	3	3	171	0.2%
Totals :	0	355	15	3	4	377	0.5%

Talmadge Branch

- Democratic

Baltimore City	0	466	7	36	2	511	0.7%
Baltimore County	0	131	9	0	0	140	0.2%
Howard County	0	153	4	2	0	159	0.2%
Totals :	0	750	20	38	2	810	1.1%

Alicia D. Brown

- Democratic

Baltimore City	0	80	8	7	1	96	0.1%
Baltimore County	0	28	6	3	0	37	0.1%
Howard County	0	43	4	0	0	47	0.1%
Totals :	0	151	18	10	1	180	0.2%

Anthony Carter, Sr.

- Democratic

Baltimore City	0	64	6	9	1	80	0.1%
Baltimore County	0	36	0	0	0	36	0.0%
Howard County	0	36	3	0	0	39	0.1%
Totals :	0	136	9	9	1	155	0.2%

Jill P. Carter

- Democratic

Baltimore City	0	6,324	61	236	55	6,676	9.1%
Baltimore County	0	2,518	64	26	31	2,639	3.6%
Howard County	0	2,337	31	10	15	2,393	3.3%
Totals :	0	11,179	156	272	101	11,708	16.0%

Matko Lee Chullin, III

Maryland Official Results by Category
Special Primary - Congressional District 7

	Early	Polls	1st AB	Prov	2nd AB	Total	Percent
- Democratic							
Baltimore City	0	31	1	1	0	33	0.0%
Baltimore County	0	21	0	0	0	21	0.0%
Howard County	0	20	3	1	1	25	0.0%
Totals :	0	72	4	2	1	79	0.1%
Jay Fred Cohen							
- Democratic							
Baltimore City	0	22	6	1	0	29	0.0%
Baltimore County	0	66	2	0	0	68	0.1%
Howard County	0	51	2	0	0	53	0.1%
Totals :	0	139	10	1	0	150	0.2%
Nathaniel M. Costley, Sr.							
- Democratic							
Baltimore City	0	26	2	3	1	32	0.0%
Baltimore County	0	11	0	1	0	12	0.0%
Howard County	0	5	0	0	0	5	0.0%
Totals :	0	42	2	4	1	49	0.1%
Maya Rokeymoore Cummings							
- Democratic							
Baltimore City	0	5,051	164	296	31	5,542	7.6%
Baltimore County	0	3,443	103	46	36	3,628	5.0%
Howard County	0	3,228	69	24	33	3,354	4.6%
Totals :	0	11,722	336	366	100	12,524	17.1%
Jermyn Davidson							
- Democratic							
Baltimore City	0	15	3	1	0	19	0.0%
Baltimore County	0	6	0	0	1	7	0.0%
Howard County	0	5	0	0	0	5	0.0%
Totals :	0	26	3	1	1	31	0.0%
Darryl Gonzalez							
- Democratic							
Baltimore City	0	35	1	2	1	39	0.1%
Baltimore County	0	86	2	0	1	89	0.1%
Howard County	0	115	2	0	0	117	0.2%
Totals :	0	236	5	2	2	245	0.3%
Mark Steven Gosnell							
- Democratic							
Baltimore City	0	47	0	2	0	49	0.1%
Baltimore County	0	201	3	1	1	206	0.3%
Howard County	0	318	6	0	0	324	0.4%
Totals :	0	566	9	3	1	579	0.8%
Leslie E. Grant							

Maryland Official Results by Category
Special Primary - Congressional District 7

	Early	Polls	1st AB	Prov	2nd AB	Total	Percent
- Democratic							
Baltimore City	0	40	2	2	0	44	0.1%
Baltimore County	0	62	2	1	0	65	0.1%
Howard County	0	66	0	1	0	67	0.1%
Totals :	0	168	4	4	0	176	0.2%
Dan Hiegel							
- Democratic							
Baltimore City	0	10	0	0	0	10	0.0%
Baltimore County	0	10	0	0	1	11	0.0%
Howard County	0	10	0	0	0	10	0.0%
Totals :	0	30	0	0	1	31	0.0%
F. Michael Higginbotham							
- Democratic							
Baltimore City	0	1,151	13	29	4	1,197	1.6%
Baltimore County	0	1,009	20	12	8	1,049	1.4%
Howard County	0	974	11	5	9	999	1.4%
Totals :	0	3,134	44	46	21	3,245	4.4%
Terri Hill							
- Democratic							
Baltimore City	0	416	11	11	3	441	0.6%
Baltimore County	0	1,183	72	12	15	1,282	1.8%
Howard County	0	3,524	97	30	65	3,716	5.1%
Totals :	0	5,123	180	53	83	5,439	7.4%
Jay Jalisi							
- Democratic							
Baltimore City	0	204	2	5	3	214	0.3%
Baltimore County	0	552	7	17	1	577	0.8%
Howard County	0	453	6	6	1	466	0.6%
Totals :	0	1,209	15	28	5	1,257	1.7%
Paul V. Konka							
- Democratic							
Baltimore City	0	44	1	4	0	49	0.1%
Baltimore County	0	130	7	0	1	138	0.2%
Howard County	0	63	1	0	0	64	0.1%
Totals :	0	237	9	4	1	251	0.3%
☑ Kweisi Mfume							
- Democratic							
Baltimore City	0	17,779	285	967	99	19,130	26.2%
Baltimore County	0	8,653	133	131	32	8,949	12.3%
Howard County	0	3,218	70	21	27	3,336	4.6%
Totals :	0	29,650	488	1,119	158	31,415	43.0%
Adrian Petrus							

Maryland Official Results by Category
Special Primary - Congressional District 7

	Early	Polls	1st AB	Prov	2nd AB	Total	Percent
- Democratic							
Baltimore City	0	25	1	0	0	26	0.0%
Baltimore County	0	12	1	2	0	15	0.0%
Howard County	0	18	0	0	1	19	0.0%
Totals :	0	55	2	2	1	60	0.1%
Saafir A. Rabb							
- Democratic							
Baltimore City	0	388	2	59	5	454	0.6%
Baltimore County	0	481	3	16	0	500	0.7%
Howard County	0	352	3	15	3	373	0.5%
Totals :	0	1,221	8	90	8	1,327	1.8%
Charles U. Smith							
- Democratic							
Baltimore City	0	30	2	1	0	33	0.0%
Baltimore County	0	28	1	0	0	29	0.0%
Howard County	0	13	0	0	0	13	0.0%
Totals :	0	71	3	1	0	75	0.1%
Harry Spikes							
- Democratic							
Baltimore City	0	1,007	9	47	6	1,069	1.5%
Baltimore County	0	808	15	8	5	836	1.1%
Howard County	0	641	16	4	6	667	0.9%
Totals :	0	2,456	40	59	17	2,572	3.5%
Charles Stokes							
- Democratic							
Baltimore City	0	160	14	13	2	189	0.3%
Baltimore County	0	59	2	1	0	62	0.1%
Howard County	0	42	3	1	0	46	0.1%
Totals :	0	261	19	15	2	297	0.4%